



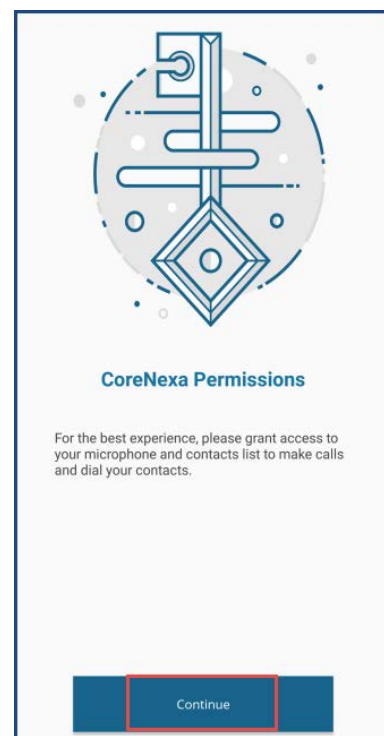
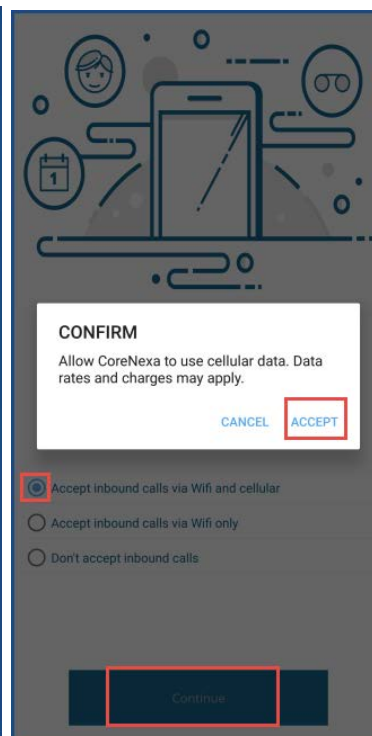
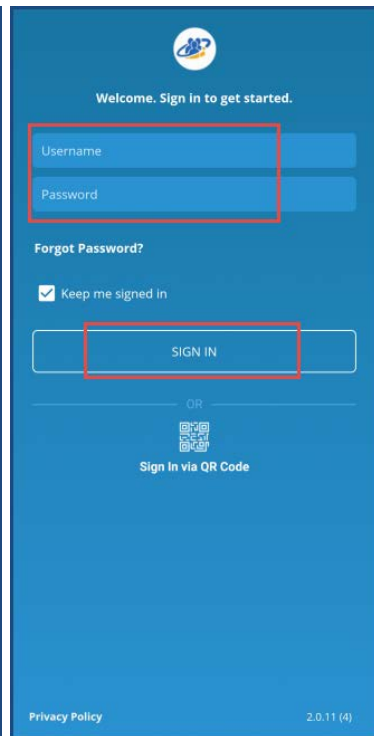
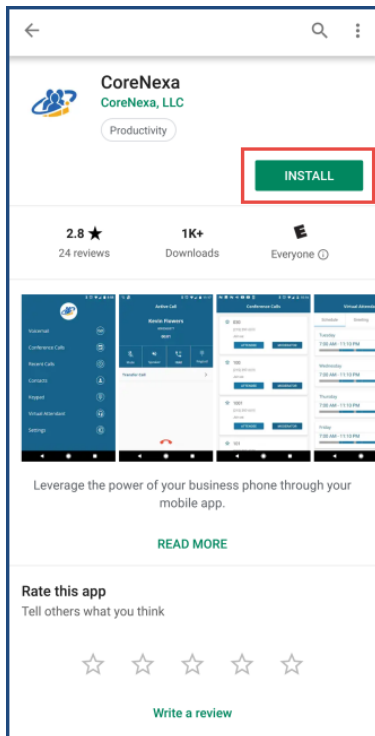
940 W. Washington Blvd. Unit B,
Los Angeles, CA 90015
www.dovecom.com
service@dovecommunications.com
213-234-2500

Mobile APP

(powered by CoreNexa)

Downloading the App:

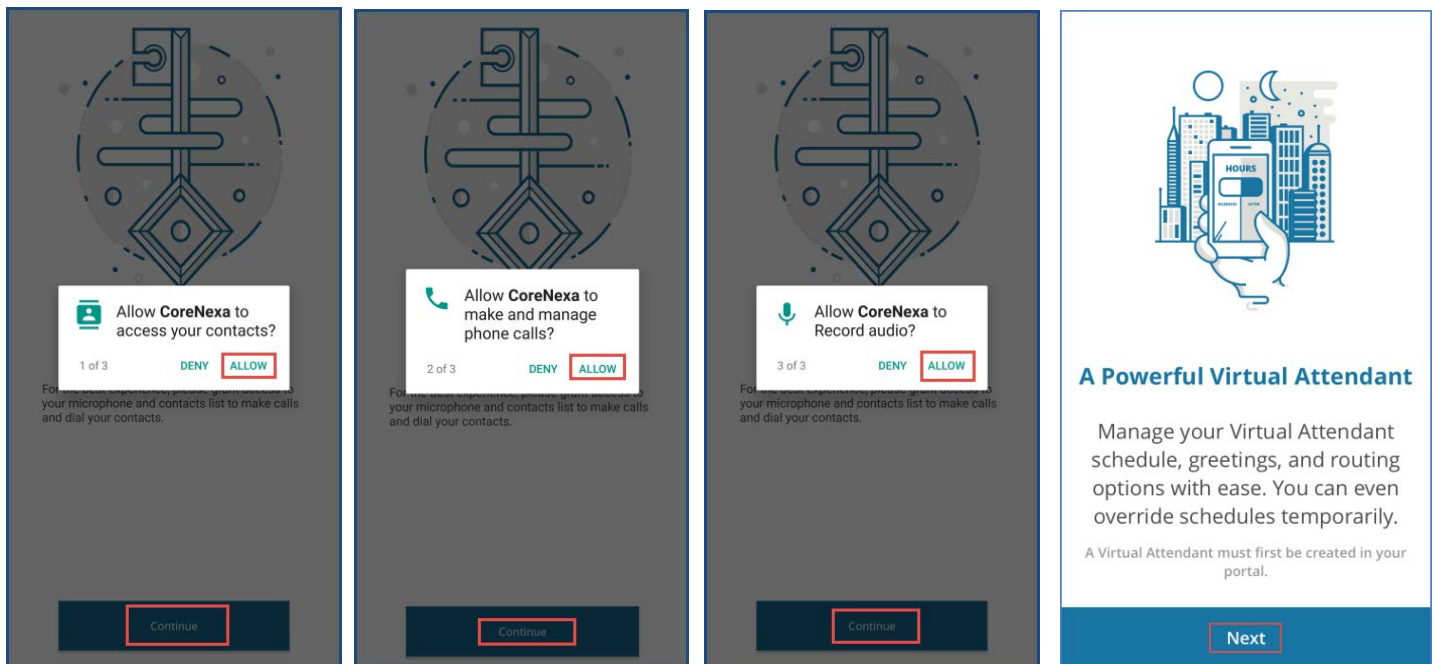
- Go to the APP/Play Store
- Search for CoreNexa
- Download it
- Enter your login credentials (provided by Dove Phone)
- A CoreNexa data page will come up. Choose Accept inbound calls via WiFi and Cellular (this way you won't miss calls)
- When the CoreNexa permissions screen comes up press CONTINUE



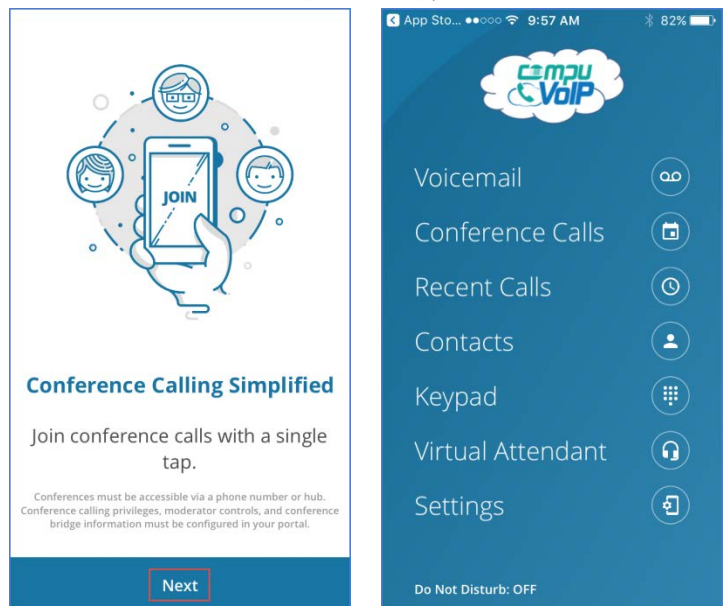


940 W. Washington Blvd. Unit B,
Los Angeles, CA 90015
www.dovecom.com
service@dovecommunications.com
213-234-2500

- Accept below Permissions
 - a. Access your Contacts (cell and desk contacts will be integrated)
 - b. Allow phone calls
 - c. Access to your Microphone (so you can talk)
 - d. When done, press CONTINUE



- Press CONTINUE when the Virtual Attendant comes up (VA is not setup for the App yet)
- Press CONTINUE when the Conference Calling comes up (It is just an information popup)
- Wait for the Onboarding to finish. Once it does your app will be active and ready for use.





940 W. Washington Blvd. Unit B,
Los Angeles, CA 90015
www.dovecom.com
service@dovecommunications.com
213-234-2500

Desktop APP

What are the system requirements?

Infrastructure: Asterisk 1.8

Browser: Chrome (Version 63.X or higher), Firefox (Version 57.X or higher)

Bandwidth: 8 Mbps – required, 10 Mbps – recommended

Hardware: A Microphone is required (internal or external). An external microphone or headset is recommended for better sound quality. A basic webcam (internal or external) is required, a high definition webcam is recommended. A wired network connection is recommended for the best UC experience, but a strong wireless connection will work as well.

Login to: <https://dovevoip.com>

Enter your login credentials (provided by Dove Phone)

You should use UC Client in the exact same way as you would any other communications/collaboration program.

- You can conduct any calls with it like you would your desk phone or mobile phone
- You can chat with other members of your organization.
- You can host meetings inside and outside your company
 - Host instant meetings
 - Schedule meetings by using the “My Meeting URL” with a PIN and sharing it via email or calendar invite
- You can search and view your Enterprise contacts, as well as edit your profile
- You can listen to your Voicemails (or read them if you have Voicemail Transcription enabled) and see your Call History